




Elsevier Health Sciences

PREVIEW

AUGUST & SEPTEMBER 2015



ELSEVIER

Dear Bookseller

In this edition of the Preview we are looking ahead to what's publishing in August & September. In these months we have two new first editions in our Dentistry range ***Practical Periodontics*** (page 21) and ***Smile Design Integrating Esthetics and Function*** (page 22) which we believe will be great new sellers for you, as well as a new edition of the key veterinary text ***Jubb, Kennedy & Palmer's Pathology of Domestic Animals*** (page 32). We also have a key edition, that's a late addition to this Preview, from our new Amirsys range ***Diagnostic Imaging: Gynecology*** (page 18). If you would like to arrange any special promotions for these and any other titles featured here please contact your local account manager or contact Lucy in our marketing office on lavery.1@elsevier.com

Also new to the Preview is the inclusion of **International Editions** highlighted by a gray ribbon on the relevant pages. At Elsevier we believe that price should not be a barrier for students and professionals within developing countries and for certain key titles we create these editions, where the printed content is exactly the same as our main edition, but in order to allow price parity, they will mostly be paperback, and do not include access to the eBook version. Some online content will be available and for more information on that please contact your local sales manager. Market restrictions apply, please see the page on VirtualE: <http://virtuale.elsevier.com/articleshow.jsp?CID=3104>

If you're a bookshop who deals directly with lecturers and academics in a local institution the availability of extra online resources for instructors can be key to your customers when making their buying decision. We are now including an icon on the relevant pages for Evolve, our student and instructor online resources platform for Nursing and Health Professional books, to ensure you have the key information on our product to make that sale.

For those of you we didn't see at London Bookfair, our **Illustrated Stocklist** is available featuring all our essential titles publishing from April to October this year. To see the online web version please go to: <http://www.flipsnack.com/ElsevierHSPreview/elsevier-hs-illustrated-stocklist-aproct2015.html>

Yours sincerely,

The Elsevier Trade Team



Contents

	Medical Education	4-8
	Medical Reference	10-19
	Dentistry	20-22
	Health Professions	23-25
	Nursing	26-28
	Physical Therapy	29-31
	Veterinary Medicine	32

N.B. Please note prices and publication dates may be subject to change without prior notice. Late Addition titles are ones that missed the corresponding Preview Month.

Our Bestsellers

MEDICAL EDUCATION

Rang & Dale's Pharmacology

8th Edition

Humphrey Rang



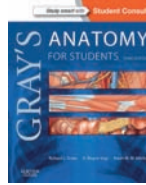
The essential pharmacology information for coursework and beyond

ISBN 9780702053627
PUB DATE 21/01/2015

Gray's Anatomy for Students

3rd Edition

Richard Drake




Efficient, effective, unbeatable anatomy coverage

ISBN 9780702051319
PUB DATE 03/04/2014

Robbins & Cotran Pathologic Basis of Disease

9th Edition

Vinay Kumar



Understand pathology with the world's best pathology text

ISBN 9781455726134
PUB DATE 05/08/2014

Macleod's Clinical Examination

13th Edition

Graham Douglas



2014 BMA Medical Book Awards Highly Commended in Medicine category


ISBN 9780702047282
PUB DATE 21/06/2013

NURSING

Pathophysiology

7th Edition

Kathryn McCance



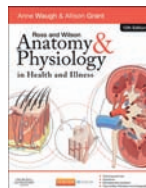
The most authoritative, current and comprehensive coverage

ISBN 9780323088541
PUB DATE 14/01/2014

Ross and Wilson Anatomy & Physiology in Health and Illness

12th Edition

Anne Waugh



Essential for anyone embarking on a career as a healthcare professional

ISBN 9780702053252
PUB DATE 01/05/2014

MEDICAL REFERENCE

Weedon's Skin Pathology

4th Edition

James Patterson



The unquestioned leader in dermatopathology resources

ISBN 9780702051838
PUB DATE 12/01/2015

Braunwald's Heart Disease: A Textbook of Cardiovascular Medicine

10th Edition

Douglas Mann



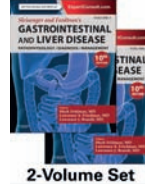
Braunwald's, the multimedia source for informed practice

ISBN 9781455751334
PUB DATE 18/09/2014

Sleisenger and Fordtran's Gastrointestinal and Liver Disease

10th Edition

Mark Feldman



Indispensable for the newest techniques, technologies and treatments

ISBN 9781455746927
PUB DATE 03/03/2015

Mandell, Douglas, and Bennett's Principles and Practice of Infectious Diseases

8th Edition

John E. Bennett



Still the reference of choice for comprehensive, global guidance


ISBN 9781455748013
PUB DATE 15/10/2014

OCCUPATIONAL THERAPY

Occupational Therapy for Children and Adolescents

7th Edition

Jane Case-Smith



How to develop the basic and advanced skills


ISBN 9780323169257
PUB DATE 19/12/2014

VETERINARY MEDICINE

Small Animal Diagnostic Ultrasound

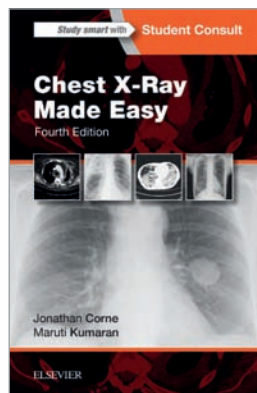
3rd Edition

John S. Mattoon




Ultrasonography brought to life through images & videos

ISBN 9781416048671
PUB DATE 27/01/2015



ISBN: 978-0-7020-5499-0
 Pub Date: Aug 2015
 Pages: 194
 Illus: Approx. 190
 Size: 216 x 138 (8.5 x 5.43)
 Bind: Paperback
 £24.99 / €29.99 / \$38.99

KEY TITLE



ISBN: 978-0-702-05500-3
 £11.99 / €14.99 / \$17.99

This edition is not for sale in United States, Canada, European Economic Area (including the UK), Japan, Australia & New Zealand. For information on online ancillary content see your local account manager.

INTERNATIONAL EDITION



Chest X-Ray Made Easy, 4e

By **Jonathan Corne**, MA, PhD, FRCP, Nottingham University Hospitals NHS Trust, UK,
Maruti Kumaran, MD, FRCR, Queen's Medical Centre, Nottingham, UK

This pocketbook describes the range of conditions likely to be encountered on the wards and guides the reader through the diagnostic process based on the appearance of the abnormality shown.

FEATURES

- Covers the full range of common radiological problems
- Includes valuable advice on how to examine an X-ray
- Points the clinician towards a possible differential diagnosis

NEW FEATURES

- Larger page size allows for larger and clearer illustrations
- New chapter on the sick patient covers the patient on ITU and the appearance of lines and tubes
- Extended use of CT imaging with advice on choosing modalities depending on the clinical circumstances
- New section of chest x-ray problems includes particularly challenging case histories
- The international relevance of the text has been expanded with additional text and images

Also includes
 online access as well as
 the free downloadable eBook via

Student | CONSULT
 Built with **inkling**

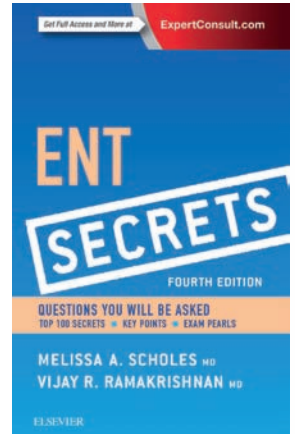
MARKET: Medical students, foundation doctors, MRCP candidates

ENT Secrets, 4e

By **Melissa A. Scholes, MD**, Children's Hospital Colorado, USA,

Vijay R. Ramakrishnan, MD, University of Colorado Denver, USA

This medical reference book reviews the overall field of otolaryngology, with each chapter covering basic and in-depth subjects, important topics for a wide-range of practitioners and practical management issues.



ISBN: 978-0-323-29856-8

Pub Date: Sep 2015

Pages: 500

Illus: Approx. 125

Size: 152 x 229 (6 x 9)

Bind: Paperback

£31.99 / €38.99 / \$49.99

FEATURES


- The latest knowledge and techniques with content thoroughly updated by leaders in the field
- A question-and-answer format, bulleted lists, mnemonics, 'Exam Pearls', 'Key Points' summaries and practical tips
- A full range of well-organised essential topics in ear, nose and throat disorders
- A special chapter containing 'Top 100 Secrets', providing an overview of essential material for last-minute study or self-assessment

Also includes
online access as well as
the free downloadable eBook via

Expert | CONSULT

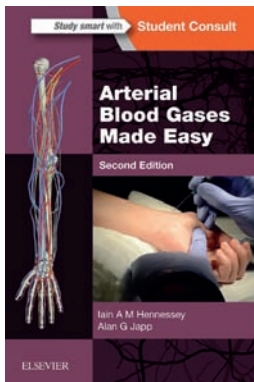
Built with Inking

MARKET: Medical students



CLINICAL UNDERGRADUATE

Medical Education



ISBN: 978-0-7020-6190-5

Pub Date: Jul 2015

Pages: 166


Illus: Illustrated

Size: 186 x 123 (7.32 x 4.84)

Bind: Paperback

£19.99 / €24.99 / \$31.99

LATE ADDITION



ISBN: 978-0-702-06191-2

£11.99 / €14.99 / \$17.99

This edition is not for sale in United States, Canada, European Economic Area (including the UK), Japan, Australia & New Zealand. For information on online ancillary content see your local account manager.

INTERNATIONAL EDITION

Arterial Blood Gases Made Easy, 2e

By Iain Hennessey, MBChB(Hons), BSc(Hons), FRCS, MMIS, Manchester Royal Infirmary, UK,
Alan Japp, MBChB(Hons), BSc(Hons), MRCP, University of Edinburgh, UK

This book provides the core background knowledge required to understand the ABG and its practical application. 30 clinical case scenarios involving analysis of arterial blood gases are included for both proficiency in interpretation and an appreciation of the role of an ABG in guiding clinical diagnosis and management.

FEATURES

- A practical guide using worked examples on how to interpret ABGs and use the test in a variety of different clinical settings
- Written in a simple, straightforward style

NEW FEATURES

- Additional clinical case scenarios
- Includes a video detailing how to take a sample

Also includes
online access as well as
the free downloadable eBook via

Student CONSULT
Built with Inking

MARKET: Medical undergraduates, junior doctors in A&E, anaesthetics, surgery, acute medicine, respiratory medicine, ITU nurses and Nurse practitioners

TRAINEE

Medical Education

The Definitive Guide to the OSCE

The Objective Structured Clinical Examination as a performance assessment


By **Ronald M Harden**, OBE MD FRCP(Glas) FRCPC FRCSEd, Association of Medical Education in Europe, Dundee, UK and Al-Imam University, Saudi Arabia,
Pat Lilley, BA (Hons), Association for Medical Education in Europe, Dundee, UK,
Madalena Patricio, Ma.Edu, PhD, University of Lisbon, Portugal

This book highlights the basic concepts underpinning the OSCE, its development and implementation in practice. Practical guidelines and tips are provided based on the authors' extensive experience gained over 40 years. Case studies are included to illustrate the OSCE's use in a wide range of settings and professions to assess the expected learning outcomes. The text is supplemented with personal accounts and anecdotes.

FEATURES

- A full understanding of the basic concepts underpinning the OSCE and shows how to implement the exam effectively and efficiently in a variety of contexts
- Case studies demonstrating the use of the OSCE in practice
- Practical guidelines and tips

MARKET: Teachers and trainers in medicine, medical curriculum developers, OSCE station developers, student advisors or education researchers and medical and other accrediting bodies



ISBN: 978-0-7020-5550-8

Pub Date: Sep 2015

Pages: 214


Illus: Illustrated

Size: 234 x 155 (6.25 x 9.125)

Bind: Paperback


£31.99 / €39.99 / \$51.99

FIRST EDITION



**MEDICAL EDUCATION
 PROFESSIONAL**

Medical Education



ISBN: 978-0-323-37114-8

Pub Date: Aug 2015

Pages: 435

Illus: Illustrated

Size: 152 x 229 (6 x 9)

Bind: Paperback

£23.99 / €28.99 / \$36.99

Spanish and the Medical Interview, 2e A Textbook for Clinically Relevant Medical Spanish

By **Pilar Ortega**, MD, University of Illinois at Chicago, USA

This pocket-sized resource provides basic Spanish skills, sample interview questions, relevant cultural information as well as online videos of physician-patient interactions, interactive self-assessment tools and clinical vignettes.

FEATURES

- Spanish grammar, vocabulary, pronunciation, sample interview questions and helpful interview techniques

NEW FEATURES

- New and expanded content gives more practice exercises, information on cultural issues, grammar tips and how to best use interpreters in practice
- New chapters on paediatric health, common procedures and informed consent, the physician's impression and plan, diabetes medication, travel history and special exposures, adult immunization history, exercise and adult health safety screening and specialised physical examinations

Also includes
online access as well as
the free downloadable eBook via
Expert CONSULT

Built with **inkling**

MARKET: Medical students, residents, practicing physicians


UNDERGRADUATE

Medical Education

Are you ready for Back to University?

Contact your local sales manager for information on our essential titles and how we can help you promote your business during this key selling period.

(For our customers within the African region, we will communicate further in October for the January BTU period.)



Rang & Dale's Pharmacology

NEW 8th edition

Humphrey Rang


For 25 years, *Rang and Dale's Pharmacology* has delivered the core basic and clinical science information required by students and healthcare practitioners worldwide. The authors have ensured that the 8th Edition continues the tradition of excellence with new coverage of drugs affecting the skin and new components online at Student Consult including the free downloadable eBook when purchasing the print copy.

ISBN 9780702053627
PUB DATE 21/01/2015

Guyton and Hall Textbook of Medical Physiology

NEW 13th edition

John Hall



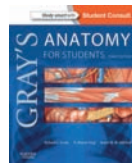
The world's foremost medical physiology textbook

PUB DATE 03/07/2015
ISBN 9781455770052

Gray's Anatomy for Students

3rd edition

Richard Drake



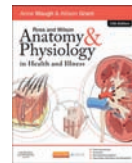
This completely revised medical text gives only the core information needed

PUB DATE 03/04/2014
ISBN 9780702051319

Ross and Wilson Anatomy & Physiology in Health and Illness

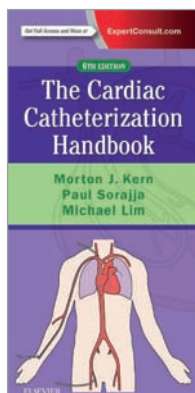
12th Edition

Anne Waugh



Essential for students in nursing and healthcare

PUB DATE 01/05/2014
ISBN 9780702053252



ISBN: 978-0-323-34039-7

Pub Date: Aug 2015

Pages: 452

Illus: Approx. 300
(200 in full colour)

Size: 4.75 x 10

Bind: Paperback

£44.99 / €53.99 / \$69.99

Cardiac Catheterization Handbook, 6e

By **Morton J. Kern**, MD, MScAI, FAHA, FACC,
University California Irvine, USA,

Paul Sorajja, MD, Director, Abbott Northwestern Hospital,
Minneapolis, USA,

Michael J Lim, MD, Saint Louis University School of
Medicine, USA

This unique, easy-to-access handbook returns with enhanced coverage offering the latest diagnostic and treatment advances necessary for optimal patient care.

FEATURES

- Straightforward approach
- Covers vascular closure devices, radial artery catheterization, congenital heart disease, drug-coated, carotid and renal stenting

KEY FEATURES

- Covers treatment protocols for every procedure encountered
- Highlights the newest catheterization techniques
- Discusses the management of common patient problems
- Includes discussions on structural heart disease and new developments in heart valve disease
- 40 new illustrations
- Detailed videos of Dr. Kern demonstrating various procedures via ExpertConsult.com

Also includes
online access as well as
the free downloadable eBook via

Expert **CONSULT**

Built with **inkling**

MARKET: Cardiologists

CARDIOLOGY

Medical Reference

Pediatric Gastrointestinal and Liver Disease, 5e

By **Robert Wyllie**, MD, Cleveland Clinic Lerner College of Medicine, USA,

Jeffrey S. Hyams, MD, University of Connecticut School of Medicine, USA,

Marsha Kay, MD, Cleveland Clinic Children's Hospital, USA

With expert guidance from an expanded list of international authors and online access to 475 board-review-style questions, this latest edition is a must-have for every practicing gastroenterologist.

FEATURES

- Presents the full range of differential diagnoses and treatment options for each specific condition
- Detailed diagrams that accurately illustrate complex concepts

NEW FEATURES


- New chapters on Polyps and Polyposis Syndromes, Capsule Endoscopy and Small Bowel Enteroscopy, Small Bowel Transplantation, IBD, Short Gut Syndrome, Steatosis and Non-Alcoholic Fatty Liver Disease and Pancreatic and Islet Cell Transplants
- Expanded list of expert international contributors
- Colour-plate section displays additional endoscopy images
- 475 online board review-style questions, answers and rationales

Also includes
online access as well as
the free downloadable eBook via

Expert | CONSULT

Built with | iinkling

MARKET: Gastroenterologists, Pediatricians, Nurses



ISBN: 978-0-323-24099-4

Pub Date: Sep 2015


Pages: 1300

Illus: Approx. 420 (in full colour)

Size: 281 x 222 (8.75 x 11)

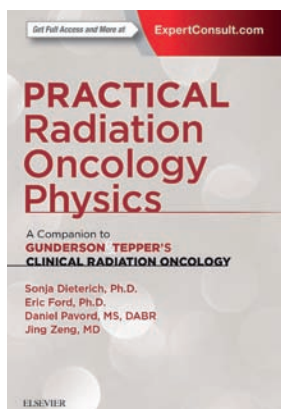
Bind: Hardback

£167.99 / €206.99 / \$259.99



GASTROENTEROLOGY

Medical Reference



ISBN: 978-0-323-26209-5

Pub Date: Aug 2015

Pages: 420

Illus: Illustrated

Size: 152 x 229 (6 x 9)

Bind: Book & Website Package

£69.99 / €83.99 / \$109.99

FIRST EDITION

Practical Radiation Oncology Physics

A Companion to Gunderson & Tepper's
Clinical Radiation Oncology

By **Sonja Dieterich**, PhD, University of California at Davis, USA

Eric Ford, PhD, University of Washington School of Medicine, USA,

Daniel Pavord, BS, MS, Health Quest, Poughkeepsie, USA, **Jing Zeng**, MD, University of Washington, USA

A concise and practical summary of the current practice standards in therapeutic medical physics, this companion to the 4th edition of *Clinical Radiation Oncology* (9780323240987, see page 13), by Drs. Leonard Gunderson and Joel Tepper, is an indispensable guide to current and state-of-the-art clinical practice.

FEATURES

- Covers essential topics such as relative and in-vivo dosimetry, imaging and clinical imaging, stereotactic body radiation therapy and brachytherapy
- Key practice guideline recommendations from professional societies including AAPM, ASTRO, ABS, ACR & IAEA
- Includes therapeutic applications of x-rays, gamma rays, electron and charged particle beams, neutrons and radiation from sealed radionuclide sources, plus the equipment associated with their production, use, measurement and evaluation
- A user-friendly appendix with annotated compilations of all relevant recommendation documents

Also includes
online access as well as
the free downloadable eBook via

Expert **CONSULT**

Built with **inkling**

MARKET: Therapeutic medical physicists, radiation oncologists, residents and medical dosimetrists



ONCOLOGY

Medical Reference

Clinical Radiation Oncology, 4e

By **Leonard L. Gunderson**, MD, MS, FASTRO, Mayo Clinic College of Medicine and Mayo Clinic, Scottsdale, USA,
Joel E. Tepper, MD, University of North Carolina School of Medicine, USA

Not only will this reference broaden understanding of the basic biology of disease processes, it also provides updated treatment algorithms, information on techniques and state-of-the-art modalities.

FEATURES

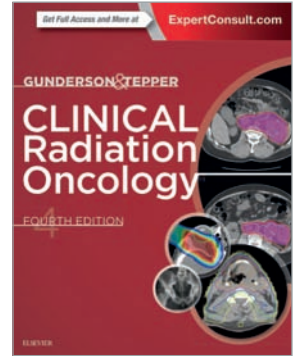
- Chapters edited for scientific accuracy, organisation, format and adequacy of outcome data
- Looks at the therapeutic management of specific disease sites based on single-modality and combined-modality approaches
- Emphasises providing workup and treatment algorithms for each major disease process, as well as the coverage of molecular biology and its relevance to individual diseases

NEW FEATURES

- 2 new chapters provide an increased emphasis on stereotactic radiosurgery (SRS) and stereotactic body irradiation (SBRT)
- New associate editor, Dr. Andrea Ng, brings her unique perspectives to the Lymphoma and Hematologic Malignancies section
- Disease Site chapters are updated
- 30 new anatomy drawings

Also includes
online access as well as
the free downloadable eBook via
Expert CONSULT
Built with inkling

MARKET: Radiation Oncologists, Medical Oncologists
Radiologists, Surgical Oncologists, Therapeutic Medical
Physicists, Radiotherapists



ISBN: 978-0-323-24098-7

Pub Date: Sep 2015


Pages: 1620

Illus: Approx. 900
(700 in full colour)

Size: 281 x 222 (8.75 x 11)


Bind: Book & Website Package

£188.00 / €226.00 / \$299.99



ONCOLOGY

Medical Reference



ISBN: 978-0-323-29494-2

Pub Date: Sep 2015

Pages: 384

Illus: Approx. 500 (in full colour)

Size: 260 x 184 (7 1/4 x 10 1/4)

Bind: Hardback

£64.99 / €76.99 / \$99.99

Smith's Recognizable Patterns of Human Deformation, 4e

By **John M. Graham, Jr., MD, ScD**, David Geffen School of Medicine at UCLA, USA

The only source devoted to the diagnoses and management of birth defects resulting from mechanical forces, this reference supplies the essential guidance needed for timely intervention and effective treatment.

FEATURES

- Examines the initial clinical approach to suspected deformation problems and then walks through pathogenesis, diagnostic features, management, prognosis and counselling for each condition
- Addresses a full range of common paediatric problems affecting the limbs and craniofacial region
- Show how to distinguish deformations from malformations for appropriate management

NEW FEATURES

- Each chapter provides concise yet comprehensive information on 50 common paediatric conditions
- Updated discussion of Sudden Infant Death Syndrome
- New before-and-after illustrations and detailed discussions focus on cranial-orthotic molding helmets and the surgical correction of craniosynostosis

Also includes
online access as well as
the free downloadable eBook via

Expert **CONSULT**

Built with **inkling**

MARKET: Residents, Paediatricians, Neonatologists, Family Practitioners, Nurses, Physical & Occupational Therapists, Rehabilitative Specialists



Scheuer's Liver Biopsy Interpretation, 9e

By Jay H. Lefkowitz, MD, Columbia University Medical Center, USA

Lavishly illustrated in full colour throughout this reference covers all aspects of liver pathology from the normal, the hepatitis, childhood disease and neoplasms. Copious technical tips and diagnostic 'pearls' reflect the extensive experience and insight of the late Peter Scheuer and Jay Lefkowitz. Throughout the text histopathologic features are correlated with clinical features to provide a practical account of how pathology impacts the diagnosis and management of liver disease.

FEATURES

- Practical diagnostic clues and advice on diagnostic pitfalls and how to avoid them
- Glossary of frequently used terms and descriptions used in the pathology report
- Over 300 colour photomicrographs illustrate a wide range of pathologic appearances and help identify each diagnostic entity under discussion

NEW FEATURES

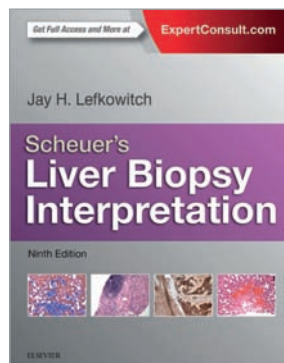
- Histopathology correlated with clinically relevant molecular genetics and immunohistochemistry
- Latest coverage of drug induced liver injury including adverse reactions to new biologics and alternative medicines
- Increased coverage of cytopathology in the assessment of liver tumours
- Many new high quality colour illustrations

Also includes
online access as well as
the free downloadable eBook via

Expert | CONSULT

Built with 

MARKET: General Surgical Pathologists in practice and in training and Hepatologists



ISBN: 978-0-7020-5548-5

Pub Date: Aug 2015

Pages: 400


Illus: Approx. 316

(286 in full colour)

Size: 246 x 189 (7 3/4 x 9 3/4)


Bind: Hardback

£109.99 / €129.99 / \$174.99



PATHOLOGY

Medical Reference



ISBN: 978-0-323-37677-8

Pub Date: Jul 2015

Pages: 450

Illus: Approx. 2500
(in full colour)

Size: 281 x 222 (8.75 x 11)

Bind: Hardback

£147.99 / €174.99 / \$229.99

FIRST EDITION
LATE ADDITION

Diagnostic Pathology: Infectious Diseases

By Danny A Milner, MD, MSc, Harvard Medical School, USA

A comprehensive look at infectious diseases, their anatomic manifestations and how to ensure a complete and accurate sign out at the microscope. User-friendly chapters and thousands of high-quality images combine to make this medical reference book essential.

FEATURES

- Comprehensive discussions on how to sign out cases
- Species-specific pathologies for finding “zebra” cases
- Features clear pictures of diagnostic forms, ancillary diagnostic tools, including microbiology and molecular diagnostics, pathological reaction patterns expected for given organisms and important common and uncommon pathogens
- Looks at when and when not to use molecular diagnostics, and discusses histological limitations and how to address them at sign out



Also includes
online access as well as
the free downloadable eBook via

Expert **CONSULT**

Built with **inkling**

MARKET: General Surgical Pathologists and residents
in training

Diagnostic Imaging: Gastrointestinal, 3e

By **Michael P Federle, MD, FACR**, Stanford University School of Medicine, USA,

Siva P Raman, MD, Johns Hopkins University School of Medicine, USA

Comprehensive coverage of every important topic with an increased number of illustrations, graphics and multimodality imaging, this updated reference will help the reader to recognise the characteristic and variant appearances of both common and uncommon abdominal disorders.

FEATURES

- Expanded coverage of the most important topics and trends in fluoroscopic evaluation of the GI tract
- Updated sections covering disorders of the liver, biliary tract and pancreas with information and images regarding new classification and treatment implications for pancreatitis, including autoimmune (IgG4-related) pancreatitis
- Increased number of illustrations of multiplanar CT, sonography, MR and PET/CT
- Offers information on all forms of acute and chronic hepatitis and cirrhosis, as well as critical knowledge regarding imaging techniques that allow radiologists to distinguish among focal lesions in the cirrhotic liver

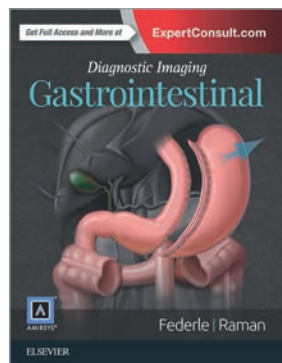


Also includes
online access as well as
the free downloadable eBook via

Expert **CONSULT**

Built with **inkling**

MARKET: Trainees and practicing Radiologists



ISBN: 978-0-323-37755-3

Pub Date: Jul 2015

Pages: 800


Illus: Approx. 2500
(in full colour)

Size: 281 x 222 (8.75 x 11)

Bind: Hardback


£217.99 / €257.99 / \$339.99

LATE ADDITION



RADIOLOGY

Medical Reference



ISBN: 978-1-931884-77-8

Pub Date: Jan 2015

Pages: 944

Illus: Approx. 2300
(in full colour)

Size: 8.5 x 11

Bind: Hardback

£213.99 / €257.00 / \$339.00

KEY TITLE
LATE ADDITION

Diagnostic Imaging: Gynecology, 2e

By Akram M Shaaban, MBBCh, University of Utah School of Medicine, USA

Presented by an international team of experts, this new edition features an exhaustive collection of imaging findings in gynecologic diseases. It pairs state-of-the-art images with extensive correlative imaging between ultrasound, sonohysterography, hysterosalpingography, MR, PET/CT and gross specimens, while a dedicated 'Techniques' section is designed to help optimise imaging protocols and enhance diagnostic specificity.

FEATURES

- Completely revised content, updated reference lists and new high-quality images with a brand-new section on pelvic floor imaging, accompanied by exquisite illustrations
- Diagnoses are grouped according to the organ involved
- 'Introduction' and 'Overview' chapters contain extensive illustrations of normal anatomy and variants, followed by a comprehensive series of chapters covering all pertinent pathologic entities
- Includes an expanded section on tumour staging with quick-reference tables, illustrations and case examples covering TNM classifications, FIGO staging and AJCC prognostic groups
- Illustrated differential diagnoses based on imaging findings



Includes Amirsys eBook Advantage™, featuring expanded content, additional images and fully searchable text

MARKET: Radiology

RADIOLOGY

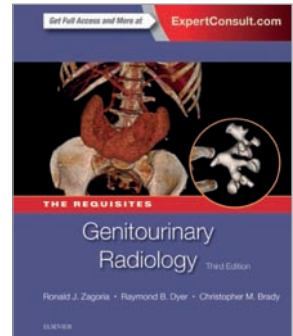
Medical Reference



Genitourinary Radiology: The Requisites, 3e

By **Ronald J. Zagoria**, MD, FACR, University of California, USA,
Christopher M Brady, MD, Wake Forest School of
Medicine Medical Center, Winston-Salem, USA,
Raymond B. Dyer, MD, Wake Forest University School of
Medicine Medical Center, Winston-Salem, USA

Part of the definitive Radiology Requisites series, this new edition continues the requisites philosophy of easy-to-read information emphasising commonly encountered disease processes that should be recognised by the Radiologist in training. A clinically orientated approach demonstrates the latest advances in diagnostic technique, equipment and technology.



ISBN: 978-0-323-05775-2

Pub Date: Sep 2015

Pages: 448

Illus: Approx. 600

Size: 281 x 222 (8.75 x 11)

Bind: Hardback

£71.99 / €86.99 / \$113.00

FEATURES

- Outstanding illustrations that demonstrate a full range of genitourinary radiologic approaches and imaging findings
- Offers numerous outlines, tables, 'pearls' and boxed material for easy reading and reference

NEW FEATURES


- Every chapter is updated, emphasising current, imaging evaluation of the GU tract
- Further amplification of MR evaluation of GU processes, moving away from traditional, standard radiographic and urographic with evaluations, expanding the ultrasound and CT imaging evaluations
- New illustrations

Also includes
online access as well as
the free downloadable eBook via

Expert | CONSULT


Built with | jnkling

MARKET: Radiology, Urology



RADIOLOGY

Medical Reference



ISBN: 978-0-323-26278-1
Pub Date: Mar 2015
Pages: 360
Illus: Approx. 100
(20 in 2 colour)
Size: 5 x 8.25
Bind: Paperback
£40.99 / €48.99 / \$62.95

LATE ADDITION

Dental Secrets, 4e

By **Stephen T. Sonis**, DMD, DMSc, Harvard School of Dental Medicine, Boston, USA

A concise, illustrated Q&A format covering key areas. Written by Stephen Sonis and a team of expert contributors, this mini-reference makes it easier to prepare for real-world clinical scenarios and review for the NBDE and other certification exams.

FEATURES

- Over 2,000 questions include concise answers for core topics in dentistry and oral medicine
- Over 100 illustrations, tables and bulleted lists highlight key information
- Expert contributors share practical tips, answers and secrets on safe and effective dentistry practice

NEW FEATURES

- Updated content includes the latest advances in the science and practice of dentistry
- New illustrations and two-colour design
- 3 new contributors Nathaniel Treister, Jennifer Frustino and David Kim provide fresh insights

MARKET: Dental students

Practical Periodontics


Edited by **Ken A Eaton**, PhD, MSc, BDS, MGDS RCS(Eng), FFGDP(UK), FFPH, FHEA, FICD, DHC, University College London Eastman and King's College London Dental Institutes, University of Kent, Leeds University, UK, **Philip Ower**, MSc, BDS, MGDS RCS (Eng & Edin), Private Practice, Newbury, UK

An exciting new volume, *Practical Periodontics* examines all aspects of the speciality in an accessible, easy-to-read style. Fully referenced and evidenced-based throughout, readers will learn about macro- and microanatomy, host-response and susceptibility, the role of biofilms and systemic and local risk factors. Classification and assessment and the relationship of periodontitis with systemic disease are also explored. Chapters also examine instrumentation, the use of antibiotics, the assessment of treatment outcomes and the use of supportive periodontal therapy.

FEATURES

- Guidance on the management of children and young adults, as well as specialist referrals
- Discusses patient education - including self-care and oral hygiene methods
- Full colour artwork program designed specifically to give students confidence when performing procedures
- Explores the interaction of periodontology with other dental disciplines such as implant and orthodontic specialists
- Prepared by contributors of international renown
- A companion website gives interactive questions, videos and case reports

MARKET: Undergraduate students of Dentistry, Hygiene and Therapy



ISBN: 978-0-7020-4357-4

Pub Date: Aug 2015

Pages: 342

Illus: Approx. 450
(350 in full colour)

Size: 276 x 216
(8 1/2 x 10 7/8)

Bind: Paperback


£49.99 / €59.99 / \$84.95

KEY TITLE
FIRST EDITION



PERIODONTICS

Dentistry



ISBN: 978-0-7234-3555-6

Pub Date: Sep 2015

Pages: 224

Illus: Approx. 600
(550 in full colour)

Size: 235 x 265

Bind: Hardback

£61.99 / €97.99 / \$110.00

KEY TITLE
FIRST EDITION

Smile Design Integrating Esthetics and Function

Essentials in Esthetic Dentistry

Edited by **Brian J Millar**, BDS, FDSRCS, PhD, FHEA, King's College London Dental Institute at Guy's Hospital, UK, **Jonathan B Levine**, DMD, PC, New York University College of Dentistry, USA

Richly illustrated in full colour throughout, this beautiful volume guides readers through the key issues of Smile Design and includes a detailed discussion of assessment techniques including aesthetic check lists and photography, the use of smile design trial and diagnostic techniques and assessment tools. Throughout the book, emphasis is given to assessment of the patient and precision treatment modalities.

FEATURES

- Experts of international renown present the latest scientifically authoritative and evidenced-based information, with high-quality line artwork and photographic illustration
- Describes in detail assessment techniques for Smile Design, the use of trial procedures and the use of photography, aligners and ceramic veneers
- Emphasises the importance of effective communication between the dentist, the oral healthcare team and the patient
- Designed to challenge traditional thinking, advance knowledge and expand the clinical approach

MARKET: Dental practitioners


PROSTHODONTICS

Dentistry

2016 ICD-10-CM Standard Edition

By **Carol J. Buck**, MS, CPC, CPC-H, CCS-P, Former Program Director, Northwest Technical College, East Grand Forks, USA

Designed by coders for coders, this practical manual contains all the ICD-10 codes that students need for basic inpatient and Medicare coding. It also includes a companion website with the latest coding news and updates. It replaces Buck's ICD-9-CM, Volumes 1 and 2 and includes an introduction to ICD-10-CM coding in Part I, an alphabetic index to diseases and injuries in Part II, and the Tabular List of diseases and injuries in Part III.



ISBN: 978-1-4557-7496-8

Pub Date: Sep 2015

Size: 276 x 216

(8 1/2 x 10 7/8)

Bind: Paperback

£58.99 / €70.99 / \$92.95

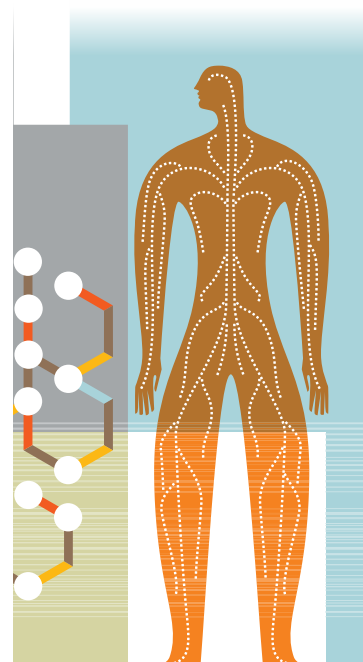
NEW FEATURES

- Full-colour Netter's Anatomy art is included in a separate section for easy reference and cross-referenced within the Tabular List
- More than 150 illustrations
- 'Convenient Guide to the Updates' in the front of the book lists all new, revised and deleted codes
- Official Guidelines for Coding and Reporting (OGCRs) are listed in full and also integrated within the code set

RELATED TITLES


- 2016 ICD-10-CM *Hospital Professional Edition* (978 0 323 27975 8) publishing September 2015
- 2016 ICD-10-CM *Physician Professional Edition* (978 0 323 27976 5) publishing September 2015

MARKET: Academic programs in Medical Coding, Insurance and Billing and Medical Assisting as well as Professional Coders and Insurance Billers, Physician offices, hospital billing departments and insurance companies



HEALTH INFORMATION
MANAGEMENT

Health Professions



ISBN: 978-1-4557-7495-1
Pub Date: Sep 2015
Pages: 872
Illus: Illustrated
Size: 276 x 216
(8 1/2 x 10 7/8)
Bind: Paperback
£52.99 / €63.99 \$82.95

2016 ICD-10-PCS Standard Edition

By **Carol J. Buck**, MS, CPC, CPC-H, CCS-P,
Former Program Director, Northwest Technical College,
East Grand Forks, USA

As coders need more extensive knowledge to work with ICD-10-PCS this edition provides an essential background in A&P, pathology and medical terminology, along with colourful Netter's Anatomy illustrations and tables organised to simplify the process of choosing and building procedure codes. Also included is a companion website with the latest coding news and updates. This edition replaces Carol Buck's *ICD-9-CM, Volume 3*.

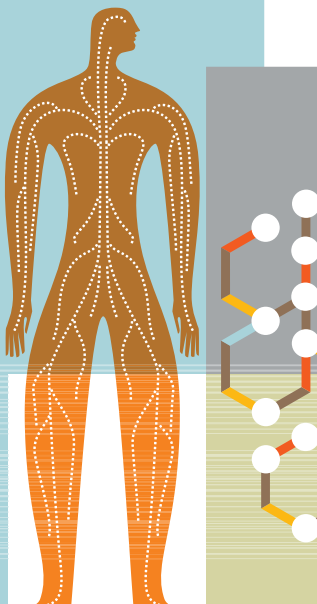
NEW FEATURES

- Updated with 2016 Official Code set
- Now includes full-colour Netter's Anatomy art
- 'Convenient Guide to the Updates' lists all new, revised, and deleted codes
- Official Guidelines for Coding and Reporting (OGCRs) are listed in full
- Codingupdates.com companion website includes the latest changes to the ICD coding system

RELATED TITLES

- *2016 ICD-10-PCS Professional Edition* (978 0 323 28918 4) publishing September 2015

MARKET: Academic programs in Medical Coding, Insurance and Billing and Medical Assisting as well as Professional Coders and Insurance Billers, Physician offices, hospital billing departments and insurance companies



HEALTH INFORMATION
MANAGEMENT

Step-by-Step Medical Coding, 2015 Edition

By **Carol J. Buck**, MS, CPC, CPC-H, CCS-P,
Northwest Technical College, East Grand Forks, USA

Explanations of coding concepts are followed by practice exercises to reinforce understanding. In addition to coverage of reimbursement, ICD-9-CM, CPT, HCPCS and inpatient coding, this edition fully covers ICD-10-CM in preparation for the transition to ICD-10. No other text on the market so thoroughly covers all coding sets in one source.

FEATURES

- A step-by-step approach with over 500 illustrations
- Dual coding addresses the transition to ICD-10 by providing coding answers for both ICD-10 and ICD-9
- Real-life coding reports, 'Coder's Index' and appendix with sample EHR (Electronic Health Record) screenshots

NEW FEATURES

- Updated content includes the latest coding information available


RELATED TITLES

- *Workbook for Step-by-Step Medical Coding, 2015 Edition*
(978 0 323 27980 2)
published January 2015

Includes
instructor and student
resources on

evolve

MARKET: Academic programs in Medical Coding, Insurance
and Billing and Medical Assisting



ISBN: 978-0-323-27981-9

Pub Date: May 2015

Pages: 976

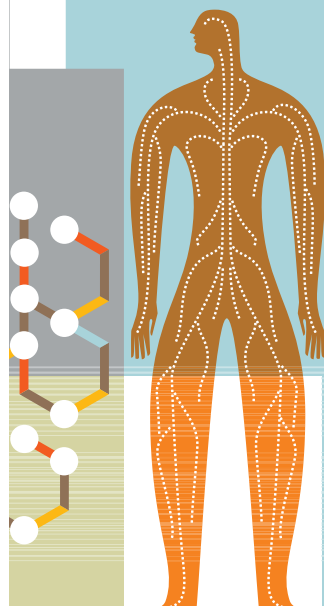
Illus: Approx. 518
(451 in full colour)

Size: 276 x 216
(8 1/2 x 10 7/8)

Bind: Paperback

£62.99 / €74.99 / \$96.95


LATE ADDITION



HEALTH INFORMATION
MANAGEMENT

Health Professions

**GIVES STUDENTS THE FOUNDATION NEEDED TO PREPARE
FOR THEIR ROLE AS A PROFESSIONAL NURSE**



ISBN: 978-0-323-29993-0

Pub Date: Aug 2015

Pages: 450

Illus: Illustrated

Size: 235 x 191 (7 1/2 x 9 1/4)

Bind: Paperback

£51.99 / €61.99 / \$79.95

Conceptual Foundations, 6e

The Bridge to Professional Nursing Practice

By **Elizabeth E. Friberg**, DNP, University of Virginia School of Nursing, USA,

Joan L. Creasia, PhD, RN, University of Tennessee, USA

Expert educators Elizabeth E. Friberg and Joan L. Creasia bring together the best minds of nursing for a unique in-depth look at the profession's major theories, practices and principles.

FEATURES

- Critical thinking exercises, 'Profile in Practice' scenarios and key points at the end of each chapter
- Case studies throughout the text

NEW FEATURES

- 3 new chapters look at the latest information on telehealth in nursing practice, information management and global rural nursing practice
- Integrated and updated information on Health Care Reform Initiatives as well as an updated 'Health Policy and Practice and the Nursing Practice Environment' chapter featuring new content on the 2010 Affordable Health Care Act
- Updated and expanded chapters include QSEN competencies

Includes
instructor and student
resources on
evolve

MARKET: Nursing

ISSUES/TRENDS

Nursing



Mosby's Drug Guide for Nursing Students, with 2016 Update, 11e

By **Linda Skidmore-Roth**, RN, MSN, NP, El Paso Community College, USA

Unique, detailed coverage of rationales and explanations, drug-specific nursing diagnoses and IV drug information is given by expert Linda Skidmore-Roth. A companion website with how-to videos, NCLEX® exam-style questions and patient teaching guidelines are also included.

FEATURES


- More than 4,000 generic and trade-name drugs are profiled
- Common and life-threatening side effects are organised by body system
- Full-colour inserts show how drugs work and basic intravenous administration techniques and skills
- Coverage of IV drug administration highlights dosage and IV administration instructions
- A table with complete pharmacokinetic information
- Flexible, water-resistant cover provides durability in the clinical setting

NEW FEATURES

- 20 new monographs and thousands of new and updated drug facts
- Student resources on the Evolve companion website include video clips of medication administration via IV, injection, oral, topical, and drops, animations of how drugs act in the body and safety content relating to the most common medication errors



MARKET: Nursing students



ISBN: 978-0-323-17297-4

Pub Date: Aug 2015

Pages: 1280

Illus: Illustrated

Size: 234 x 155 (6.25 x 9.125)


Bind: Paperback

£28.99 / €34.99 / \$43.95



PHARMACOLOGY

Nursing



Public Health Mini-Guides: Diabetes

By **Josie Evans**, University of Stirling, UK,
Angela Scriven, BA(Hons), MEd, CertEd, FRSPH, MIUHPE,
Brunel University, UK

Diabetes is a worldwide public health concern and is being referred to as the 'global epidemic of diabetes', the 'silent epidemic' and the 'diabetes time bomb'. *Public Health Mini-Guides: Diabetes* provides up-to-date, evidence-based information in a convenient pocket-sized format on these key issues.

Part 1 lays out the problem with epidemiology, background, key facts, NICE guidelines and the details on the population group most affected. Part 2 shows the current strategies and evidence on how these are working.

FEATURES

- Key debates with case studies and current strategies including governmental targets
- Further reading and useful web links are also included

MARKET: Nursing and allied health students, Public Health and Health Promotion students

PRE-REGISTRATION

A Practical Approach to Musculoskeletal Medicine, 4e

Assessment, Diagnosis, Treatment

By **Elaine Atkins**, DProf MA MCSP Cert FE,
Society of Orthopaedic Medicine, London, UK,
Jill Kerr, MSc BSc MCSP, Fellow of the Society of
Orthopaedic Medicine, Edinburgh, UK,
Emily Goodlad, MSc MCSP Fellow of the Society of
Orthopaedic Medicine, Edinburgh, UK

Renamed *A Practical Approach to Musculoskeletal Medicine*, this text focuses on the latest advances in the principles and practice of musculoskeletal medicine. It also now includes several options for review to help clarify key principles and enhance learning.

FEATURES

- Presents the theory behind the principles and practice of musculoskeletal medicine, adopts a regional approach and provides resources to support the recording of assessment
- Gives a comprehensive, solid background covering all musculoskeletal treatments

NEW FEATURES

- Review questions and case scenarios at the end of each chapter
- Evidence-based updates as well as an update of 'Price to Police' including optimal loading and updated information on pain definitions and mechanisms
- Over 250 new illustrations
- Improved and updated Evolve Resources website now including videos



MARKET: Physiotherapy



ISBN: 978-0-7020-5736-6

Pub Date: Sep 2015

Pages: 560

Illus: Approx. 680 illustrations

Size: 191 x 235 mm


Bind: Paperback

£59.99 / €73.99 / \$95.95



PHYSIOTHERAPY

Physical Therapy



ISBN: 978-1-4557-4020-8

Pub Date: Aug 2015

Pages: 496

Illus: Approx. 725

(170 in full colour)

Size: 276 x 216 (8 1/2 x 10 7/8)

Bind: Paperback

£60.99 / €71.99 / \$93.95

Neurologic Interventions for Physical Therapy, 3e

By Suzanne Tink Martin, MACT, PT, University of Evansville, USA,

Mary Kessler, MHS, PT, University of Evansville, USA

Now completely updated with the latest information on both adult and pediatric patients, this comprehensive text provides a link between the pathophysiology of neurologic deficits and possible rehabilitation interventions for improving movement outcomes.

FEATURES

- Helpful learning aids as well as end-of-chapter review questions
- 700 illustrations clearly depict procedures discussed
- Background information for interventions and case histories are also included

NEW FEATURES

- Current language of the *APTA's Guide to Physical Therapist Practice, 2nd Edition* is used throughout
- A new chapter on proprioceptive neuromuscular facilitation

Includes
instructor and student
resources on
evolve

MARKET: Physical Therapy & Physical Therapist
Assistant students

Advanced Techniques in Musculoskeletal Medicine & Physiotherapy

Using minimally invasive therapies in practice

By **Fermín Valera Garrido**, Universidad Pontificia
de Salamanca, Madrid, Spain,


Francisco Minaya Muñoz, Universidad Pontificia
de Salamanca, Madrid, Spain

This new text clearly demonstrates how to safely and effectively use selected minimally invasive therapies in practice. In addition to more well-established techniques such as acupuncture or dry needling, this ground-breaking resource also covers techniques including intratissue percutaneous electrolysis, mesotherapy, percutaneous needle tenotomy and high volume image guided injections. Other featured chapters include those on specific musculoskeletal ultrasound such as sonoanatomy and ultrasound-guided procedures.

FEATURES

- Skills-based and clinically-orientated, including the latest contemporary scientific medical research
- Chapters on outcomes in clinical practice
- Indications and contraindications discussed
- Companion website www.advancedtechniquesonline.com contains procedural video clips, a full colour image library & interactive MCQs

MARKET: Physiotherapists



ISBN: 978-0-7020-6234-6

Pub Date: Sep 2015

Pages: 396

Illus: Approx. 468
(28 in full colour)

Size: 260 x 184 (7 1/4 x 10 1/4)

Bind: Hardback

£69.99 / €86.99 / \$112.00

KEY TITLE
FIRST EDITION



PHYSIOTHERAPY

Physical Therapy



ISBN: 978-0-7020-5322-1

Pub Date: Sep 2015

Pages: 2456

Illus: Approx. 1950

Size: 281 x 222 (8.75 x 11)

Bind: Hardback

£315.00 / €372.00 / \$491.00

Jubb, Kennedy & Palmer's Pathology of Domestic Animals, 6e 3-Volume Set

By **Grant Maxie**, DVM, PhD, DipACVP, University of Guelph, Ontario, Canada

Using a body systems approach, recognised authorities provide overviews of general characteristics of the system, reactions to insult and disease conditions broken down by type of infectious or toxic insult affecting the anatomical subdivisions of each body system.

FEATURES

- Thoroughly revised text, including new and evolving pathogens and new diagnostic techniques

NEW FEATURES

- High-resolution colour images
- New 'Introduction to the Diagnostic Process' chapter
- Widened scope of species includes camelids
- Team of 30+ expert contributors

RELATED TITLES

- *Jubb, Kennedy & Palmer's Pathology of Domestic Animals Volume 1, 6th Edition* (978 0 702 05317 7)
 - *Volume 2, 6th Edition* (978 0 702 05318 4)
 - *Volume 3, 6th Edition* (978 0 702 05319 1)
- All publishing September 2015



MARKET: Veterinary Pathologists

Have you subscribed to VirtualE?

VirtualE is the online resource that connects booksellers with Elsevier.

You can

- Search for individual products using various search terms and ISBNs
- Browse the online version of our bi-monthly Preview catalogue
- Purchase and review orders
- Create your own promotional material
- Find Out of Print and Key Title lists
- Receive newsletters detailing product info, promotions and other important announcements

Sign up to VirtualE today! www.virtuale.elsevier.com

You'd like to receive the online version of the Preview catalogue and other emails but don't want to subscribe to VirtualE?

Contact Lucy Avery in the Trade Marketing Office on lavery.1@elsevier.com and she will ensure you get our new Trade updates for non-VirtualE subscribers.



Elsevier Customer Services

All customers

T: +44 (0) 1865 844644

F: +44 (0) 1865 843912

E: directororders@elsevier.com

ELSEVIER